

# Geoprobe® 3230DT Combo Rig

## Geotechnical Work to Environmental Work in One Machine

The Geoprobe® 3230DT is ideal for geotechnical and environmental applications. The patented CB Combo Head has the power to turn augers and the speed for mud rotary, while also providing a direct push hammer.

▶ VIDEOS AVAILABLE AT [GEOPROBE.COM/3230DT](http://GEOPROBE.COM/3230DT) WHEN YOU SEE THIS SYMBOL

### ▶ Patented CB Combo Head

- Percussion Hammer
- 2-speed, 4-speed, and 6-speed rotary drives available
- Patented hydraulic head clamp
- Torque options up to 8,700 ft-lbf and speeds up to 900 rpm

### Wireless & Tethered Remote Drive

### Water / Mud Pumps

- Multiple configurations available

### ▶ Triple Winches

- 8,500 lbf, 5,000 lbf, 1,800 lbf, and 1,100 lbf options available

### ▶ Telescoping Winch Mast

- Allows for operation at variable heights

### ▶ Multi-Function Drill Mast

- Air Rotary, Augering, Direct Push/Percussion, Diamond Coring, Mud Rotary, SPT
- 84 in. of head feed travel
- 50,000 lb. of push force
- 80,000 lb. of pull force
- Extend, Swing, Mast Dump, Oscillation, and Fold

### ▶ Automatic Drop Hammer

### ▶ Head Centerline Side-Shift (26 inch)

### ▶ Control Panel

- Movable, Adjustable Swing-Arm
- Drilling Control Configurations

### Rear Blade (Stabilization & Tool Transport)

### 7-inch Single Clamp Breakout

### Outriggers for Stabilization

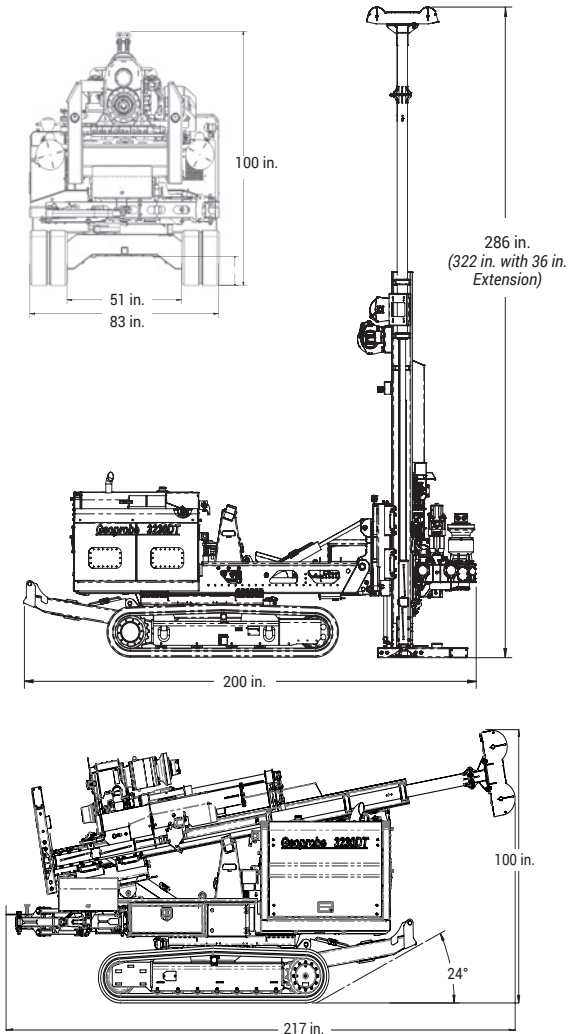
[geoprobe.com/3230dt](http://geoprobe.com/3230dt)





## Weight & Dimensions

**Base Unit Weight:** 17,500 lb. (7,938 kg.)  
**With Typical Options:** 20,500 lb. (9,299 kg.)



View full specifications online at  
[geoprobe.com/3230dt](http://geoprobe.com/3230dt)

## Tooling

### Typical Geoprobe® Tooling for the 3230DT

- 60-inch Direct Push Tooling
- Probe Rod Sizes: 6.0 inch, 4.5 inch, 3.75 inch (recommended), 3.5 inch, 2.25 inch
- Dual Tube Soil Sampling (DT60, DT45, DT37, DT35)
- Groundwater Sampling (SP22)
- Prepacked Monitoring Well Installations (up to 2.0 in.)
- HSA System (Up to 8.25 inch)
- NWL Wireline System
- SPT Sampling (Interlocking Split Spoon Sampler, Dual Tube with 1.75 inch or AWJ Center Rods, 3.25 HSA, 4.5-inch Solid Auger, Mud Rotary)

Hydraulic Head Clamp Assembly manufactured under US Patent 8,056,640.  
 Rig shown with optional features. Weights & dimensions subject to change without notice.

## 3230DT Options

### Combo Head

225039	6 Speed Combo Head with GH70 Hammer (8,700 ft-lbf, 900 rpm)
220525	4 Speed Combo Head with GH70 Hammer (6,000 ft-lbf, 800 rpm)
220522	2 Speed Combo Head with GH70 Hammer (6,000 ft-lbf, 150 rpm)

### Combo Head U-Joints

208313	1.625 Female Hex U-joint Assembly
211531	2.0 Female Hex U-joint Assembly
208310	HSA 4.25 SD 2K U-joint Assembly
208311	HSA 4.25 HD 2K U-joint Assembly
208312	HSA 6.25 SD 2K U-joint Assembly
214773	HSA 6.25 HD 2K U-joint Assembly

### Automatic Drop Hammer

234636	Automatic Drop Hammer, 140 lb.
216826	Automatic Drop Hammer 340 lb. Expansion Kit
217067	Automatic Drop Hammer 300 lb. Expansion Kit
221820	Automatic Drop Hammer 170 lb. Expansion Kit
210126	Weight, 65 kg

### Water Swivels

208539	Water Swivel and Bracket
220660	Top Spine Water Swivel (4 Speed Only)

### Mast / Winch

224822	Telescoping Mast, Dual Winch (for 5000# winch)
224979	Telescoping Mast, Dual Winch (for 8500# winch)
227202	Telescoping Mast, Triple Winch (for 5000# winch)
226007	Telescoping Mast, Triple Winch (for 8500# winch)
224817	3 ft. Mast Extension (for 8500# winch)
222606	2.5 ft. Mast Extension (for 5000# winch and below)
225030	1 ft. Mast Extension (for 5000# winch and below)
234831	Drill Mast Outrigger Kit
231338	Outrigger Post Weldment
208858	Head Clamp Stationary Jaw
234834	Winch Kit, 8,500 lbf (Pos. 1)
234835	Winch Kit, 5,000 lbf (Pos. 1)
234836	Winch Kit, 1,800 lbf with Quick Change Hook (Pos. 2)
234837	Winch Kit, 1,100 lbf with Quick Change Hook (Pos. 2)
234838	Winch Kit, 1,800 lbf with Quick Change Hook (Pos. 3)
234839	Winch Kit, 1,100 lbf with Quick Change Hook (Pos. 3)

### Rotational Safety Cage

400104	Safety Cage
--------	-------------

### Breakout

235381	9 in. Pullback Breakout Kit
235391	7 in. Breakout Kit
217024	Coring Upgrade Kit for 7 in. Breakout

### Control System

235417	Head Feed Down Control Kit
--------	----------------------------

### Water / Mud Pumps

223766	Moyno® 3L8 Pump Kit
217556	Moyno® 3L6 Pump - Helper Side
231081	SPX40 Pump Kit
225769	3L6 Water Line Kit - 1.25 in. Hose
224655	SPX40 Hose Pump Kit - Stand Alone
211114	Triplex Pump Kit
224665	Triplex Pump Water Line Kit - Helper Side

### Hydraulic Extruder

220643	Hydraulic Extruder Kit
221929	3 in. Shelby Tube Hydraulic Cradle Assembly

### Air Compressor


223199	Air Line Oiler Kit
--------	--------------------

### Rod Racks


222177	Tool Rack Side Mount
--------	----------------------

### Toolboxes


212954	53 in. Toolbox
207214	20 in. Toolbox



4 Speed Combo Head (220525)



Automatic Drop Hammer, 140 lb. (234636)



Dual Overhead Mast (224979)



Pullback Breakout Kit (235381)



SPX40 Hose Pump Kit (224655)